

Name _____ Period _____

Dividing Fractions by Fractions

Solve the fraction division problems by making rectangular bar models.

1)


$$\frac{1}{2} \div \frac{1}{6} =$$

2)

$$\frac{2}{5} \div \frac{1}{4} =$$

3)

$$\frac{2}{3} \div \frac{1}{2} =$$



4)

$$\frac{5}{8} \div \frac{3}{4} =$$

5)

$$\frac{1}{2} \div \frac{4}{5} =$$

6)

$$\frac{3}{7} \div \frac{3}{5} =$$

7)

$$\frac{1}{4} \div \frac{3}{7} =$$

8)


$$\frac{5}{6} \div \frac{1}{3} =$$

9)

$$\frac{4}{6} \div \frac{1}{5} =$$

10)

$$\frac{1}{8} \div \frac{1}{6} =$$



Review Steps for Fraction Modeling:

- 1) Make 2 identical rectangles. One for the dividend with rows equal to its denominator. One for the divisor with column equal to its denominator.

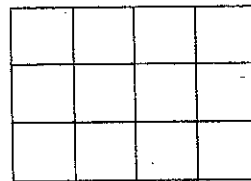
Example: $\frac{1}{3} \div \frac{1}{4} =$

Divisor \longrightarrow

Dividend \downarrow




Dividend



Divisor

- 2) Shade the 1st rectangle horizontally with the dividend and shade the 2nd rectangle vertically with the divisor.



dividend



divisor

- 3) Find out how many times the 2nd fraction (divisor) goes into the 1st fraction (dividend).

One time with one left over,

- 4) The number of squares shaded in the 1st rectangle is the numerator and the number of squares shaded in the 2nd rectangle is the denominator of your solution.

$$\frac{4}{3}$$

- 5) Simplify your answer.

$$\frac{4}{3} = 1\frac{1}{3}$$